




Write the Spanish vocabulary word below each picture. If there is a word or phrase, copy it in the space provided. Be sure to include the article for each noun.






Horario	
Hora	Clase
Primera hora	inglés
Segunda hora	matemáticas
Tercera hora	arte
Cuarta hora	ciencias sociales
Quinta hora	el almuerzo
Sexta hora	tecnología
Séptima hora	español
Octava hora	educación física
Novena hora	ciencias naturales




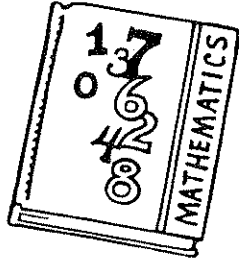


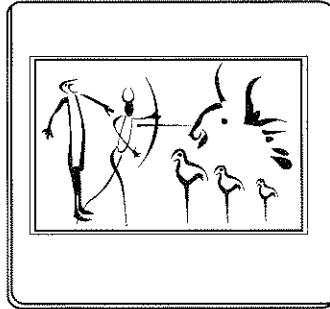







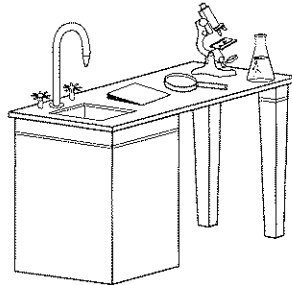















la clase

hablar

necesito



Capítulo 2A

**en la
... hora**

**primero,
primera**

_____,

**segundo,
segunda**

_____,

**tercero,
tercera**

_____,

**cuarto,
cuarta**

_____,

**quinto,
quinta**

_____,

**sexto,
sexta**

_____,

**séptimo,
séptima**

_____,

**octavo,
octava**

_____,



Capítulo 2A

**noveno,
novena**

_____,

**décimo,
décima**

_____,

**aburrido,
aburrida**

_____,

difícil

**divertido,
divertida**

_____,

fácil

**favorito,
favorita**

_____,

interesante

**práctico,
práctica**

_____,



Capítulo 2A

más... que

_____ ...

a ver...

¿Quién?

para

mucho

**la
tarea**

**la
clase de...**

necesitas

**(yo)
tengo**



<p>(tú) tienes</p> <p>_____</p> <p>_____</p>	<p>_____</p> <p>_____</p>	<p>_____</p> <p>_____</p>
<p>_____</p> <p>_____</p>	<p>_____</p> <p>_____</p>	<p>_____</p> <p>_____</p>
<p>_____</p> <p>_____</p>	<p>_____</p> <p>_____</p>	<p>_____</p> <p>_____</p>

© Pearson Education, Inc. All rights reserved.



Capítulo 2A

Vocabulary Check, Sheet 1

Tear out this page. Write the English words on the lines. Fold the paper along the dotted line to see the correct answers so you can check your work.

- el almuerzo _____
- la clase _____
- arte _____
- español _____
- ciencias naturales _____
- ciencias sociales _____
- educación física _____
- inglés _____
- matemáticas _____
- tecnología _____
- el horario _____
- la tarea _____
- enseñar _____
- estudiar _____
- hablar _____
- primero, primera _____
- segundo, segunda _____

Fold In
↓



Capítulo 2A

Vocabulary Check, Sheet 2

Tear out this page. Write the Spanish words on the lines. Fold the paper along the dotted line to see the correct answers so you can check your work.

lunch _____

class _____

art _____

Spanish _____

science _____

social studies _____

physical education _____

English _____

mathematics _____

technology/
computers _____

schedule _____

homework _____

to teach _____

to study _____

to talk _____

first _____

second _____

Fold In ↓



Tear out this page. Write the English words on the lines. Fold the paper along the dotted line to see the correct answers so you can check your work.

tercero, tercera _____

cuarto, cuarta _____

quinto, quinta _____

sexto, sexta _____

séptimo, séptima _____

octavo, octava _____

noveno, novena _____

décimo, décima _____

la calculadora _____

la carpeta de
argollas _____

el diccionario _____

aburrido, aburrida _____

difícil _____

fácil _____

Fold In
↓



Capítulo 2A

Tear out this page. Write the Spanish words on the lines. Fold the paper along the dotted line to see the correct answers so you can check your work.

third _____

fourth _____

fifth _____

sixth _____

seventh _____

eighth _____

ninth _____

tenth _____

calculator _____

three-ring
binder _____

dictionary _____

boring _____

difficult _____

easy _____

Fold In
↓

© Pearson Education, Inc. All rights reserved.

To hear a complete list of the vocabulary for this chapter, go to Disc 1, Track 4 on the Guided Practice Audio CD, or go to www.phschool.com and type in the Web Code jcd-0289. Then click on **Repaso del capítulo**.



Subject pronouns (p. 82)

- The subject of the sentence tells who is doing the action. It is often a name: Ana canta.
- Subject pronouns replace people's names to say who is doing an action: Ella canta. Tú bailas.
- Here are the Spanish subject pronouns:

Singular	Plural
yo (I)	nosotros (we, masculine or mixed)
tú (you, familiar)	nosotras (we, feminine)
usted (you, formal)	vosotros (you, familiar plural, masculine or mixed)
él (he)	vosotras (you, familiar plural, feminine)
ella (she)	ustedes (you, formal plural)
	ellos (they, masculine or mixed)
	ellas (they, feminine)
- **Vosotros** and **vosotras** are primarily used in Spain.
- **Usted** and **ustedes** are formal forms that are used with people you address with a title, such as **señor** and **doctor**.
- In Latin America, **ustedes** is also used when addressing two or more people you call **tú** individually.

A. Write the twelve subject pronouns listed above in the correct category of the chart. Follow the model.

Singular			Plural		
Masculine only	Feminine only	Masculine or feminine	Masculine or mixed	Feminine only	Masculine or feminine
él					

B. Look at the English subject pronouns below. Use the list above to help you circle the Spanish subject pronoun that corresponds to the English pronoun.

- | | |
|-------------------------------|-------------------------------|
| 1. I (él / yo) | 6. we (usted / nosotras) |
| 2. we (nosotros / vosotros) | 7. you (nosotras / tú) |
| 3. you (ella / usted) | 8. you (ellas / ustedes) |
| 4. they (ellos / ustedes) | 9. she (él / ella) |
| 5. he (tú / él) | 10. they (nosotras / ellas) |



Subject pronouns (continued)

C. Circle the subject pronoun that is best associated with each group of names.

1. Susana, Luisa, Marta: (ellos / ellas)
2. Pablo: (él / ella)
3. el señor Rivas: (tú / usted)
4. la señora Rivas: (tú / usted)
5. Alberto y tú: (ustedes / nosotros)
6. Sandra y ella: (ellos / ellas)
7. Marcos y María: (ellos / ellas)
8. el señor Rodríguez y la señora Rodríguez: (ustedes / vosotros)
9. Teresa: (él / ella)
10. Martín y Roberto: (ellos / ellas)

D. Look at the following drawings and answer the questions using subject pronouns. Follow the model.

Modelo



¿Quién es?

Es él.

1.



¿Quién es?

Es _____.

4.



¿Quién soy?

Soy _____.

2.



¿Quiénes son?

Son _____.


5.



¿Quiénes son?

Somos _____.

3.



¿Quién es?

Es _____.



Present tense of -ar verbs (p. 84)

- An infinitive is the most basic form of a verb. In English, infinitives have the word "to" in front of them (to talk). In Spanish, infinitives end in -ar, -er, or -ir.
- The largest number of Spanish infinitives end in -ar: **hablar, cantar**, etc.
- To create the present tense of most of these verbs, drop the -ar from the stem: **habl-, cant-**, etc.
- Add the verb endings:

yo: add -o: hablo	nosotros/nosotras: add -amos: hablamos
tú: add -as: hablas	vosotros/vosotras: add -áis: habláis
usted/él/ella: add -a: habla	ustedes/ellos/ellas: add -an: hablan

A. Look at each verb form. Circle the ending. Follow the model.

Modelo estudia

- | | |
|-------------|--------------|
| 1. hablas | 6. patinamos |
| 2. nado | 7. dibujan |
| 3. canta | 8. bailo |
| 4. tocamos | 9. pasan |
| 5. trabajas | 10. escucha |

B. Now, look at the same list of verb forms from **part A** and circle the subject pronoun that matches each verb.

- | | |
|---|--|
| 1. (usted / tú) hablas | 6. (ellos / nosotras) patinamos |
| 2. (yo / ella) nado | 7. (ustedes / nosotros) dibujan |
| 3. (usted / yo) canta | 8. (yo / él) bailo |
| 4. (nosotros / vosotros) tocamos | 9. (ellas / usted) pasan |
| 5. (tú / usted) trabajas | 10. (ella / ustedes) escucha |

© Pearson Education, Inc. All rights reserved.



Present tense of -ar verbs (continued)

C. Complete each sentence by writing the correct -ar verb ending on the line provided. Follow the model.

Modelo Ellas montan en en bicicleta.

- 1. Marta trabaj_____ .
- 2. Yo cant_____ .
- 3. Tú esquí_____ .
- 4. Ellos patin_____ .
- 5. Nosotros bail_____ .


D. Now, complete each sentence with the correct verb form of the infinitive in parentheses. Follow the model.

Modelo Tú (nadar) nadas .


- 1. Yo (bailar) _____ .
- 2. Ella (cantar) _____ .
- 3. Nosotros (trabajar) _____ .
- 4. Ustedes (patinar) _____ .
- 5. Ellos (esquiar) _____ .
- 6. Tú (nadar) _____ .
- 7. Él (dibujar) _____ .
- 8. Ellas (usar) _____ la computadora.


E. Create complete sentences using the subject pronoun provided. Follow the model.

Modelo tú /  Tú dibujas.

1. él /  _____

3. ellos /  _____

2. nosotros /  _____

4. yo /  _____

© Pearson Education, Inc. All rights reserved.



Lectura: La Escuela Español Vivo (pp. 90–91)

A. The reading in your textbook is a brochure for a school called **Español Vivo**. The following is an excerpt from that reading. Read and answer the questions that follow.

Es verano, el mes de junio. Eres estudiante en Santa Ana, un pueblo en las montañas de Costa Rica.

1. Underline the season and month in the paragraph above.
2. Circle the town and country where the school is located.
3. What does the word **montañas** mean? _____

B. Here is another excerpt from that same reading. Read and answer the questions below.

Hay cinco estudiantes en tu clase. Uds. escuchan, hablan y practican el español todo el día. También usan la computadora.

1. How many students are in the class? _____
2. Circle the four activities from the reading that students do in class (just circle the verbs).
3. How many of the verbs that you circled in number 2 go with the word **el español**? _____ Which ones? _____

C. Look at the reading on the top of the second page in your textbook.

1. Circle the one activity listed below that is NOT something you can do on the weekends in Costa Rica.

a. visitar un volcán	c. nadar en el mar Mediterráneo
b. visitar un parque nacional	d. nadar en el océano Pacífico
2. There are many cognates in the four examples above. Write the Spanish word or words, choosing from examples **a** through **d**, that go with the English words below.

• visit _____	• Mediterranean _____
• volcano _____	• Pacific Ocean _____
• national park _____	

D. Look at the schedule for the school day in the **Español Vivo** school. Answer the questions that follow.

Hora	lunes a viernes
08:00–10:30	Clases de español
10:30–11:00	Recreo
11:00–13:00	Clases de español
13:00–14:00	Almuerzo
14:00–15:30	Conversaciones
15:30–16:30	Clase de música y baile

1. At what times do the students go to classes? at _____, _____, and _____
2. When do students have conversations? at _____
3. Since there is no A.M. or P.M., how do you know when the clock goes over to afternoon hours? _____



Presentación oral (p. 93)

Task: Imagine that a student from Costa Rica has just arrived at your school. Tell the student about some of your classes.

A. Fill in the chart below with information on three of your classes. Follow the model.

Hora	Clase	Comentarios	Profesor(a)
<i>primera</i>	<i>la clase de arte</i>	<i>me gusta dibujar</i>	<i>el Sr. Gómez</i>

B. Before writing up your own presentation, read the following sample. Read it out loud the second time through to get an idea of how long it will take you to do your presentation.

En la primera hora tengo la clase de arte. Me gusta dibujar. La clase es mi favorita. El Sr. Gómez es el profesor.

When speaking, remember to do the following:

- _____ speak clearly
- _____ use complete sentences
- _____ read all information

C. Now, fill in the paragraph below with information about one of your classes.

En la _____ hora tengo la clase de _____.

Me gusta _____.

La clase es _____.

_____ es el (la) profesor(a).

D. When the teacher asks you to present your work, you will describe the one class as you see it in part C. Your teacher will be grading you on:

- how complete your preparation is
- how much information you communicate
- how easy it is to understand you.