







Write the Spanish vocabulary word below each picture. If there is a word or phrase, copy it in the space provided. Be sure to include the article for each noun.

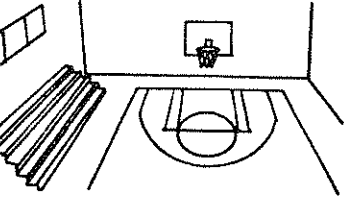













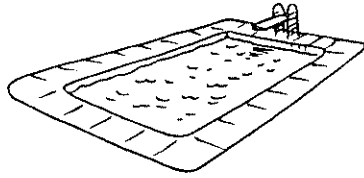














**la
mezquita**





**la
sinagoga**





**el
templo**



Capítulo 4A

**la
casa**

**Me quedo
en casa.**

¿Adónde?

**en
casa**

a

**a
casa**

**el
restaurante**

**a la,
al**

_____,

**¿Con
quién?**



**con mis
amigos**

¿Cuándo?

**los fines
de semana**

**con mis/tus
amigos**

después

**los lunes,
los martes...**

**solo,
sola**

**después
de**

**tiempo
libre**



de

¡No me digas!

¿De dónde eres?

para

generalmente



Realidades **1**

Nombre _____

Hora _____

Capítulo 4A

Fecha _____

Vocabulary Flash Cards, Sheet 6

<hr/> <hr/>	<hr/> <hr/>	<hr/> <hr/>
<hr/> <hr/>	<hr/> <hr/>	<hr/> <hr/>
<hr/> <hr/>	<hr/> <hr/>	<hr/> <hr/>

© Pearson Education, Inc. All rights reserved.



Tear out this page. Write the English words on the lines. Fold the paper along the dotted line to see the correct answers so you can check your work.

ir de compras _____

ver una
película _____

la lección de
piano _____

la biblioteca _____

el café _____

el campo _____

en casa _____

el centro
comercial _____

el cine _____

el gimnasio _____

la iglesia _____

la mezquita _____

las montañas _____

el parque _____

la piscina _____

la playa _____

el restaurante _____

Fold In
↓



Tear out this page. Write the Spanish words on the lines. Fold the paper along the dotted line to see the correct answers so you can check your work.

to go shopping _____

to see a movie _____

piano lesson
(class) _____

library _____

café _____

countryside _____

at home _____

mall _____

movie theater _____

gym _____

church _____

mosque _____

mountains _____

park _____

swimming pool _____

beach _____

restaurant _____

Fold In





Tear out this page. Write the English words on the lines. Fold the paper along the dotted line to see the correct answers so you can check your work.

la sinagoga _____

el templo _____

el trabajo _____

solo, sola _____

¿Cuándo? _____

después _____

después (de) _____

los fines de semana _____

los lunes, los martes... _____

tiempo libre _____

Fold In
↓



Tear out this page. Write the Spanish words on the lines. Fold the paper along the dotted line to see the correct answers so you can check your work.

synagogue _____

temple,
Protestant church _____

work, job _____

alone _____

When? _____

afterwards _____

after _____

on weekends _____

on Mondays,
on Tuesdays . . . _____

free time _____

Fold In ↓

To hear a complete list of the vocabulary for this chapter, go to Disc 1, Track 8 on the Guided Practice Audio CD, or go to www.phschool.com and type in the Web Code jcd-0489. Then click on **Repaso del capítulo**.



The verb *ir* (p. 180)

- The verb *ir* means "to go." It is irregular. Here are its forms.

yo	voy	nosotros/nosotras	vamos
tú	vas	vosotros/vosotras	vais
usted/él/ella	va	ustedes/ellos/ellas	van

- ¡Vamos! means "Let's go!"

A. Choose the correct subject pronoun for each form of *ir* and circle it.

- | | |
|-------------------------------|-------------------------|
| 1. (tú / él) va | 5. (ustedes / él) van |
| 2. (yo / usted) voy | 6. (tú / yo) vas |
| 3. (ellas / nosotras) vamos | 7. (ellos / ella) van |
| 4. (usted / ustedes) va | 8. (yo / ella) va |

B. Now, write the correct form of *ir* next to each subject pronoun.

- ella _____
- ustedes _____
- yo _____
- nosotros _____
- tú _____
- él _____
- ellos _____
- usted _____

C. Complete each sentence by writing in the correct form of *ir*.

- Yo _____ al cine para ver una película.
- Ellas _____ al parque para correr.
- Nosotros _____ al gimnasio para levantar pesas.
- Tú _____ al restaurante para comer.
- Ella _____ a la piscina para nadar.



The verb *ir* (continued)

- When *ir* + *a* is followed by the definite article *el*, *a* + *el* combines to form *al*:
(*vamos a*) + (*el* parque) = *Vamos al* parque.

D. Complete each sentence by writing a form of *ir* + *al* or *a la*. Remember to use *al* when the noun after the write-on line is masculine. Use *a la* when the noun is feminine. Follow the models.

Modelos Ellos van al parque.
Ellos van a la oficina.

- Silvia _____ casa.
- Cristina y María _____ café.
- Tú _____ playa.
- Nosotros _____ parque.
- Usted _____ campo.
- Yo _____ piscina.


- To ask where someone is going, use *¿Adónde?* as in: *¿Adónde vas?*
- To answer, use forms of *ir* + *a* as in: *Voy a la oficina.*

E. Complete the following exchanges by finishing the second sentence with a form of *ir* and the place indicated. Follow the model.

Modelo



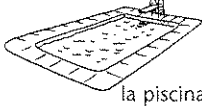
—¿Adónde vas?
—Yo voy al cine.

- 


—¿Adónde vamos?
—Nosotros _____.

- 

—¿Adónde van?
—Ellas _____.

- 

—¿Adónde va?
—Él _____.

- 

—¿Adónde voy?
—Tú _____.

© Pearson Education, Inc. All rights reserved.



Asking questions (p. 184)

- Interrogatives are words that you use to ask questions. Here are some Spanish interrogatives.

Categories	Interrogatives		
People	¿Quién?	¿Con quién?	
Location	¿Dónde?	¿Adónde?	¿De dónde?
Things or actions	¿Qué?	¿Cuál?	¿Cuántos? / ¿Cuántas?
Reason	¿Por qué?		
Time	¿Cuándo?		
Description (how)	¿Cómo?		

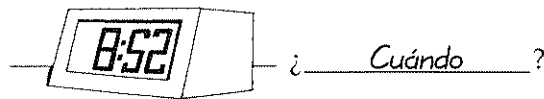
- You can change a statement into a question by raising your voice at the end:

¿Margarita va a la biblioteca? In this case, you do not use an interrogative.


- These kinds of questions expect the answer will be *yes* or *no*. You can add *¿verdad?* (*right?*) to the end to emphasize this: **Margarita va a la biblioteca, ¿verdad?**

A. Each drawing or group of drawings represents a question category in the chart above. Write the interrogatives that go with each group. Follow the model.

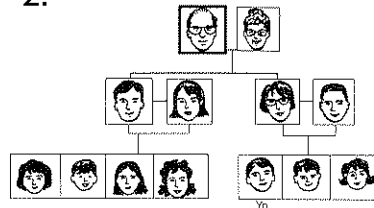
Modelo




1.



2.



3.




Asking questions (*continued*)

- In Spanish questions with interrogatives, the verb comes before the subject:
¿Adónde va Margarita?

B. Look at the following groups of exchanges. Write in the correct interrogative to complete each exchange. Use the interrogatives listed for each group.

Location: ¿Dónde? ¿Adónde?

- ¿_____ van Natalia y Roberto?
—Van a la biblioteca para estudiar.
- ¿_____ levantas pesas?
— Levanto pesas en el gimnasio.




People: ¿Quién? ¿Con quién?

- ¿_____ hablas mucho por teléfono?
—Hablo mucho con mi amiga Tina. Ella es muy divertida.
- ¿_____ es su profesor de español?
— Es la señora Oliveros. Es muy inteligente.




Things: ¿Qué? ¿Cuántos?

- ¿_____ libros hay en la biblioteca?
—¡Hay muchos!
- ¿_____ comes para el desayuno?
—Como pan tostado y tocino.



Reason and Description: ¿Por qué? ¿Cómo?

- ¿_____ estudias tanto?
— Soy muy trabajadora y me gusta leer.
- ¿_____ es la clase de matemáticas?
— Es interesante, pero difícil.





Asking questions (continued)

C. Look at each group of phrases. Put them in order to form a question by numbering each group 1, 2, or 3. Then write them in order on the write-on line below. Follow the model. You can also look at the questions in **part B** for examples.

Modelo

Paulina / adónde / va

3 1 2

¿ Adónde va Paulina ?

1. es / el profesor de español / quién

2. sillas / hay / cuántas

3. Luisa / adónde / va

4. cómo / ella / es

5. corren / dónde / ellos

6. con quién / habla / Margarita



Lectura: Al centro comercial (pp. 188–189)

A. List four events that you think would take place at a special-event week in a shopping center near you.

- 1. _____
- 2. _____
- 3. _____
- 4. _____

B. According to the reading in your book, what are the dates for the event week at the Plaza del Sol? Write the answers in English below, next to the days of the week you are given.

- Monday, _____
- Tuesday, _____
- Wednesday, _____
- Thursday, _____
- Friday, _____
- Saturday, _____
- Sunday, _____

C. Look at the word bank below. Choose which expression in English best matches with the words you are given and write it in the spaces provided.

Andean music	Yoga class	Evening of jazz
Evening of tango	Photography show	Yoga performance

- 1. Música andina _____
- 2. Clase de yoga _____
- 3. Noche de jazz _____
- 4. Exposición de fotografía _____
- 5. Exhibición de yoga _____
- 6. Noche de tango _____

D. Read the description of Andean music and answer the questions that follow.

El grupo Sol Andino toca música andina fusionada con bossa nova y jazz el lunes a las 8.00 P.M. Abierto al público.

- 1. Circle the name of the group in the paragraph above.
- 2. What does this group fuse with its brand of Andean music?
_____ and _____
- 3. Can the public attend this show? _____

© Pearson Education, Inc. All rights reserved.



Lectura: Al centro comercial (continued)

E. Read the description of the yoga class and answer the questions that follow.

La práctica de yoga es todos los martes desde las 7.00 hasta las 9.00 P.M. La instructora Lucía Gómez Paloma enseña los secretos de esta disciplina. Inscríbese al teléfono 224-24-16. Vacantes limitadas.

1. How long does the yoga class last? _____
2. What does the sequence of numbers 224-24-16 stand for? _____
3. Can anyone attend this class? _____
Why or why not? _____

F. After looking through the readings in your textbook, you know that four events are

Música andina Clase de yoga Sábado flamenco Clase de repostería

explained in detail. These events are listed below. You must choose which event goes with the descriptions you are given. Write the name of the event in the space provided.

1. _____ instructora Lucía Gómez Paloma
2. _____ guitarrista Ernesto Hermoza
3. _____ grupo Sol Andino
4. _____ la Repostería Ideal
5. _____ maestro Rudolfo Torres
6. _____ es el sábado a las 8.00 P.M.



Presentación oral (p. 191)

Task: You and a partner will play the roles of a new student and a student who has been at school for awhile. This student must find out about the new student.

A. You will need to prepare the role of the student who has been at the school for awhile. On a separate sheet of paper, make a list of four questions you have for the new student. Then, think of a greeting to introduce yourself.

First question: Find out where the new student is from.

Second question: Find out what activities the new student likes to do.

Third question: Find out on what days of the week the student likes to do things.

Fourth question: Find out with whom the new student does these activities.

B. You will need to practice your conversation.

1. First, work on the greeting. See below for a model.

EXPERIENCED STUDENT: ¡Hola, amigo! Soy Ana María. ¿Cómo te llamas?

NEW STUDENT: Me llamo Miguel Ángel.

2. Now, you will need to put together your questions and answers in a conversation. Use the following as a model:

EXPERIENCED STUDENT: ¿De dónde eres, Miguel Ángel?

NEW STUDENT: Soy de Barranquilla, Colombia.

EXPERIENCED STUDENT: Bien. ¿Qué te gusta hacer en tu tiempo libre?

NEW STUDENT: Me gusta ir al campo, nadar en el mar y caminar en las montañas.

EXPERIENCED STUDENT: A mí también me gusta ir al campo. ¿Cuándo vas tú al campo?

NEW STUDENT: Voy al campo los fines de semana. Me gusta caminar cuando estoy de vacaciones.

EXPERIENCED STUDENT: ¿Y con quién vas al campo o a las montañas?

NEW STUDENT: Voy con mi familia.

3. Now work on a closing. Use the following as a model:

EXPERIENCED STUDENT: ¡Bueno, hasta luego Miguel Ángel!

NEW STUDENT: ¡Nos vemos, Ana María!

C. You will need to present your conversation. Make sure you do the following in your presentation:

_____ provide and obtain all the necessary information

_____ have no breaks in the conversation

_____ speak clearly