













Capítulo 5A


Write the Spanish vocabulary word below each picture. If there is a word or phrase, copy it in the space provided. Be sure to include the article for each noun.

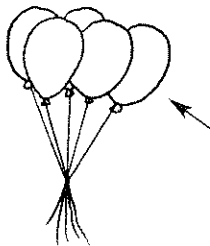
		
		
		

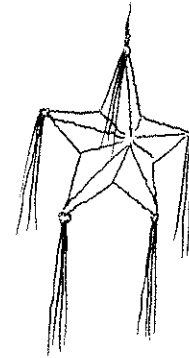














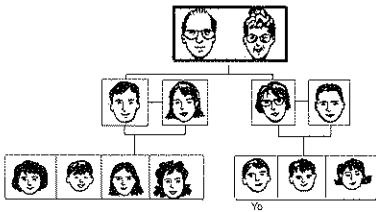

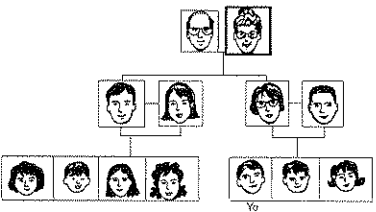




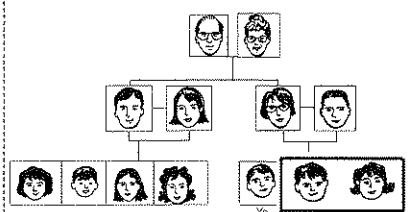
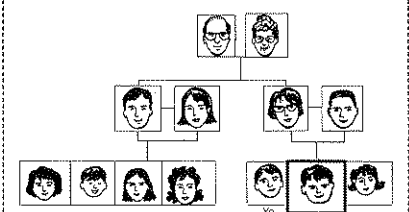
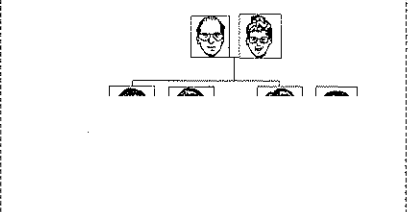




Capítulo 5A

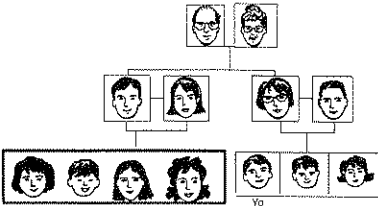
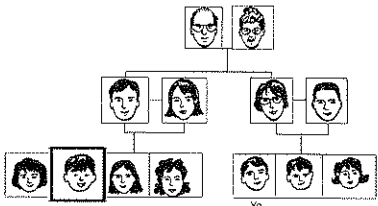

 <p>Yo</p>		 <p>Yo</p>





Capítulo 5A

	 <p>Yo</p>	 <p>Yo</p>
		



Tear out this page. Write the English words on the lines. Fold the paper along the dotted line to see the correct answers so you can check your work.

el abuelo _____

la abuela _____

el hermano _____

la hermana _____

el hijo _____

la hija _____

el padre (papá) _____

la madre (mamá) _____

el primo _____

la prima _____

el tío _____

la tía _____

la persona _____

el gato _____

el perro _____

Fold In ↓



Capítulo 5A

Tear out this page. Write the Spanish words on the lines. Fold the paper along the dotted line to see the correct answers so you can check your work.

grandfather _____

grandmother _____

brother _____

sister _____

son _____

daughter _____

father _____

mother _____

cousin (*male*) _____

cousin (*female*) _____

uncle _____

aunt _____

person _____

cat _____

dog _____

Fold In
↓



Tear out this page. Write the English words on the lines. Fold the paper along the dotted line to see the correct answers so you can check your work.

- abrir _____
- celebrar _____
- decorar _____
- hacer un video _____
- romper _____
- sacar fotos _____
- la cámara _____
- ¡Feliz cumpleaños! _____
- _____
- los dulces _____
- la flor, *pl.* las flores _____
- el globo _____
- la luz, *pl.* las luces _____
- el papel picado _____
- _____
- el pastel _____
- el regalo _____

Fold In ↓



Tear out this page. Write the Spanish words on the lines. Fold the paper along the dotted line to see the correct answers so you can check your work.

to open _____

to celebrate _____

to decorate _____

to videotape _____

to break _____

to take pictures _____

camera _____

Happy birthday! _____

candy _____

flower _____

balloon _____

light _____

cut-paper decorations _____

cake _____

gift, present _____

Fold In
↓

To hear a complete list of the vocabulary for this chapter, go to Disc 2, Track 1 on the Guided Practice Audio CD, or go to www.phschool.com and type in the Web Code jcd-0589. Then click on **Repaso del capítulo**.

The verb tener (p. 228)

- You have already learned some forms of the verb **tener** (*to have*): **tengo**, **tienes**.
- Tener** is an irregular verb. Here are its forms.

yo	tengo	nosotros/nosotras	tenemos
tú	tienes	vosotros/vosotras	tenéis
usted/él/ella	tiene	ustedes/ellos/ellas	tienen

A. Write the correct form of tener next to each subject pronoun.

- | | |
|----------------|-------------------|
| 1. él _____ | 4. nosotras _____ |
| 2. usted _____ | 5. yo _____ |
| 3. ellos _____ | 6. tú _____ |

- Tener** is used to show relationship or possession.

Tengo dos hermanas.	<i>I have two sisters.</i>
Tienes una bicicleta.	<i>You have a bicycle.</i>
- Tener** is also used to express age, hunger, and thirst.

Tengo catorce años.	<i>I am fourteen years old.</i>
Tengo hambre.	<i>I am hungry.</i>
Tengo sed.	<i>I am thirsty.</i>

B. Read each numbered sentence with tener. Then write the number of that sentence in the correct column in the chart, depending on whether tener is used to express possession, age, thirst/hunger, or relationship. Follow the model.

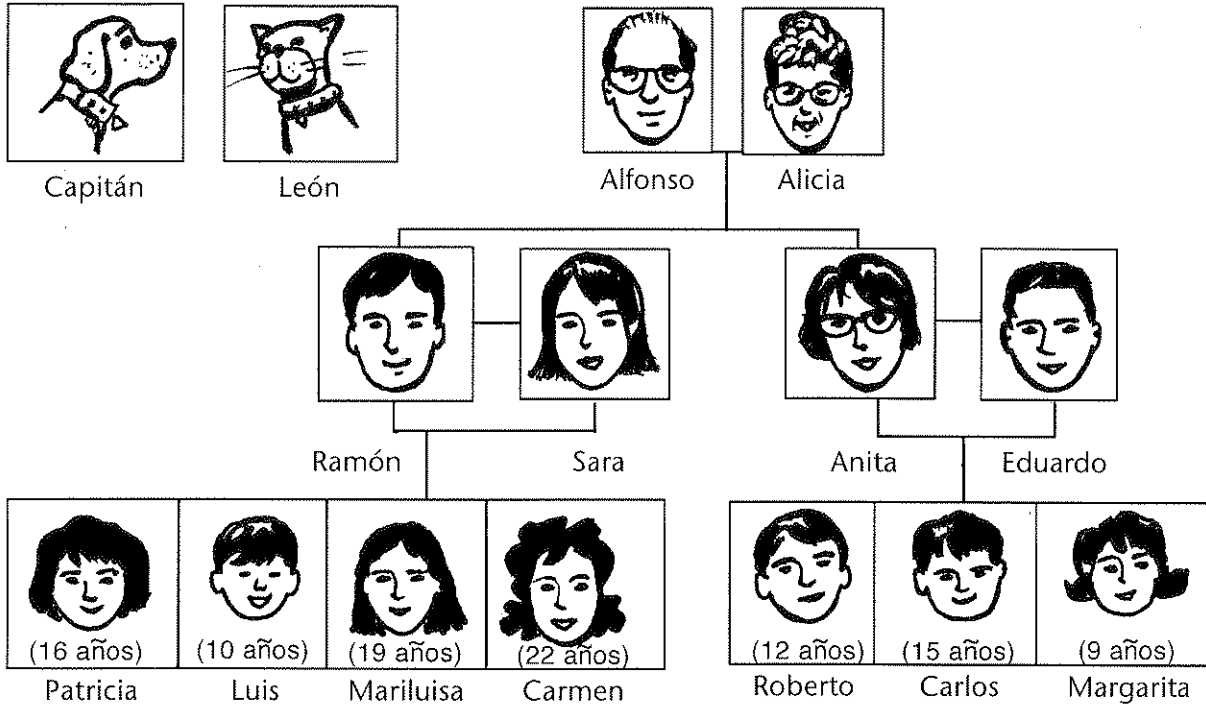
possession	age	thirst/hunger	relationship
	#1		

- | | |
|----------------------------------|---------------------------------------|
| 1. ¿Cuántos años tiene tu tío? | 4. Mi hermana tiene tres años. |
| 2. Nosotras tenemos diez primos. | 5. Yo tengo un regalo para mi abuela. |
| 3. ¿Tiene sed tu padre? | 6. Mis primos tienen mucha hambre. |

C. Now look at the following sentences and write in the missing forms of tener.

- Mi prima Ana _____ once años.
- Yo _____ un regalo para mi tía.
- Mis hermanos _____ mucha hambre.
- Nosotros _____ tres gatos.
- ¿Cuántos años _____ tu padre?
- ¿ _____ sed tu hermano?

D. Look at the family tree. Write forms of **tener** to complete each sentence below it.



1. Patricia _____ tres primos.
2. Alfonso y Alicia _____ siete nietos.
3. Carlos _____ un tío.
4. Mariluisa, tú _____ tres hermanos.
5. Roberto y Carlos _____ una hermana.
6. Nosotros _____ un perro y un gato.

E. Now, answer the following questions in complete sentences.

1. ¿Cuántos años tienes?
Yo _____.
2. ¿Cuántos hermanos tienes?
Yo _____.
3. ¿Tienes sed?
Sí / No, _____.
4. ¿Tienes hambre?
Sí / No, _____.



Possessive adjectives (p. 232)

- Possessive adjectives are used to indicate who owns what and to show relationships.
- In English, *my, your, his, her, our, and their* are possessive adjectives.

yo	mi/mis	nosotros nosotras	nuestro/nuestros nuestra/nuestras
tú	tu/tus	vosotros vosotras	vuestro/vuestros vuestra/vuestras
usted/él/ella	su/sus	ustedes/ellos/ellas	su/sus

- Spanish possessive adjectives, just like other adjectives, change their endings to reflect number. The **nosotros** and **nosotras** forms (**nuestro, nuestra, nuestros, nuestras**) also change to reflect gender.

mi hermano / **mis** hermanos
mi hija / **mis** hijas
tu flor / **tus** flores

BUT:
nuestro tío / **nuestros** tíos
nuestra tía / **nuestras** tías

A. Look at each noun. Write **S** if the noun is singular and **P** if it is plural.

- | | |
|------------------|-------------------|
| 1. _____ primo | 5. _____ pastel |
| 2. _____ regalos | 6. _____ tío |
| 3. _____ hijas | 7. _____ globos |
| 4. _____ flor | 8. _____ familias |

B. Now, circle the correct possessive adjective for each of the nouns from part A.

- | | |
|---------------------------------------|--|
| 1. (mi / mis) primo | 5. (tu / tus) pastel |
| 2. (su / sus) regalos | 6. (mi / mis) tío |
| 3. (tu / tus) hijas | 7. (su / sus) globos |
| 4. (mi / mis) flor | 8. (tu / tus) familias |

C. Write **mi** in front of each singular noun and **mis** in front of each plural noun.

- _____ piñata
- _____ hermanos
- _____ regalos
- _____ flores

Possessive adjectives (continued)

D. Look at each noun. Circle **S** if it is singular and **P** if it is plural. Circle **M** if it is masculine and **F** if it is feminine. Follow the model.

Modelo pasteles (S/P) and (M/F)

- | | |
|---------------------------------|---------------------------|
| 1. decoraciones (S/P) and (M/F) | 4. flores (S/P) and (M/F) |
| 2. hijos (S/P) and (M/F) | 5. luz (S/P) and (M/F) |
| 3. gato (S/P) and (M/F) | 6. globos (S/P) and (M/F) |

E. Below are the nouns from **part D**. Write **nuestro**, **nuestra**, **nuestros**, or **nuestras** in front of each one. Follow the model.

Modelo nuestros pasteles

- | | |
|-----------------------|-----------------|
| 1. _____ decoraciones | 4. _____ flores |
| 2. _____ hijos | 5. _____ luz |
| 3. _____ gato | 6. _____ globos |

F. Circle the correct word to complete each sentence.

- Tenemos (**nuestros** / **nuestras**) decoraciones en el coche.
- Voy a la fiesta con (**mi** / **mis**) abuelos.
- Aquí tienes (**tu** / **tus**) regalo.
- Alicia va a hacer una piñata con (**su** / **sus**) hermano.
- (**Nuestro** / **Nuestra**) familia saca muchas fotos en las fiestas.
- Ella va a la fiesta con (**su** / **sus**) perro.

G. Write the correct form of the possessive adjective indicated to complete each sentence. Follow the models.

Modelos nuestro: Ella es nuestra tía.

mi: Roberto y Luis son mis primos.

- tu: Elena y Margarita son _____ hermanas.
- mi: León es _____ perro.
- nuestro: Ellos son _____ primos.
- su: Adela es _____ abuela.
- su: Adela y Hernando son _____ abuelos.
- nuestro: Roberto es _____ hijo.
- nuestro: Lidia y Susana son _____ tías.



Lectura: Mis padres te invitan a mi fiesta de quince años (pp. 238–239)

A. Part of the reading in your textbook is an invitation to a special birthday celebration. Before skimming the reading, write four pieces of information you would expect to find on an invitation to such a party.

1. _____
2. _____
3. _____
4. _____

*Felipe Rivera López
y Guadalupe Treviño Ibarra
esperan el honor de su asistencia
el sábado, 15 de mayo de 2004
para celebrar los quince años de su hija
María Teresa Rivera Treviño.*

B. Read through the text of the first part of the invitation (top right). Complete the following.

1. Circle the day of the week in the paragraph above.
2. Underline the date of the party.
3. What is the daughter's full name? _____

*Misa
a las cuatro de la tarde
Iglesia Nuestra Señora de Guadalupe
2374 Avenida Linda Vista, San Diego, California
Recepción y cena-baile a las seis de la tarde
Restaurante Luna
7373 Calle Florida, San Diego, California*

C. Now, read the second part of the invitation and answer the questions below.

1. Write the times that each of the following takes place:
(a) the Mass _____ (b) the reception _____
2. What will people be doing at the reception? _____
3. At what kind of place will the reception be held? _____

D. Now look back at **part A**. Did you find all of the information you were looking for in the reading? Fill in the simple facts of the reception below.

For whom: _____

Time: _____

Date: _____

Location: _____

Capítulo 5A

Presentación oral (p. 241)

Task: Pretend you are living with a host family in Chile. They want to know about your family back home. Show them photographs of two family members and talk about the people shown.

A. You will need to have brought in two family photos or “created” photos from an imaginary family by using pictures from a magazine. Use the chart below to organize what you want to say about each person. Follow the model and write similar information about your family members.

Nombre	Es mi...	Edad	Actividad favorita
<i>Isabel</i>	<i>hermana menor</i>	<i>9 años</i>	<i>le gusta cantar</i>

B. Since you will be presenting the information above orally, you will need to put everything into complete sentences. Read the model below to get you started. Be sure to practice speaking clearly when you read the model.

*Se llama Isabel. Ella es mi hermana menor. Tiene nueve años.
A Isabel le gusta cantar. Es muy artística.*

C. Fill in the spaces below with the information you gathered from **part A**. Make sure you provide all the information you listed about each person.

Person 1: Se llama _____. (Él / Ella) es mi _____.
Tiene _____ años. A _____ le gusta _____.
Es _____.

Person 2: Se llama _____. (Él / Ella) es mi _____.
Tiene _____ años. A _____ le gusta _____.
Es _____.

D. Practice your presentation with the photos.
Remember to:

- _____ provide all the information on each family member.
- _____ use complete sentences.
- _____ speak clearly.