



**Para empezar**

Write the Spanish vocabulary word below each picture. If there is a word or phrase, copy it in the space provided. Be sure to include the article for each noun.

|   |  |  |
|---|--|--|
| <p><b>Buenos días.</b></p> <p>_____</p> <p>_____</p>          | <p><b>Buenas noches.</b></p> <p>_____</p> <p>_____</p>   | <p><b>Buenas tardes.</b></p> <p>_____</p> <p>_____</p> |
| <p><b>¡Hola!</b></p> <p>_____</p>                             | <p><b>¿Cómo te llamas?</b></p> <p>_____</p> <p>_____</p> | <p><b>Me llamo...</b></p> <p>_____</p> <p>_____</p>    |
| <p><b>Encantado, Encantada.</b></p> <p>_____</p> <p>_____</p> | <p><b>Igualmente.</b></p> <p>_____</p>                   | <p><b>Mucho gusto.</b></p> <p>_____</p> <p>_____</p>   |



**Para empezar**

|  |  |  |
|--|--|--|
| <p><b>¿Cómo está Ud.?</b></p> <p>_____</p> <p>_____</p> <p>_____</p> | <p><b>¿Cómo estás?</b></p> <p>_____</p> <p>_____</p> | <p><b>¿Qué pasa?</b></p> <p>_____</p> <p>_____</p>                   |
| <p><b>¿Qué tal?</b></p> <p>_____</p> <p>_____</p>                    | <p><b>¿Y tú?</b></p> <p>_____</p> <p>_____</p>       | <p><b>¿Y usted (Ud.)?</b></p> <p>_____</p> <p>_____</p> <p>_____</p> |
| <p><b>(muy) bien</b></p> <p>_____</p> <p>_____</p>                   | <p><b>regular</b></p> <p>_____</p>                   | <p><b>gracias</b></p> <p>_____</p>                                   |



Realidades **1**

Nombre \_\_\_\_\_ Hora \_\_\_\_\_

**Para empezar**

Fecha \_\_\_\_\_ Vocabulary Flash Cards, Sheet 3

|   |   |  |
|---|---|--|
| <p><b>nada</b></p> <p>_____</p>                             | <p><b>señor,<br/>Sr.</b></p> <p>_____</p> <p>_____</p>  | <p><b>señora,<br/>Sra.</b></p> <p>_____</p> <p>_____</p> |
| <p><b>señorita,<br/>Srta.</b></p> <p>_____</p> <p>_____</p> | <p><b>¡Adiós!</b></p> <p>_____</p>                      | <p><b>Hasta<br/>luego.</b></p> <p>_____</p> <p>_____</p> |
| <p><b>Hasta<br/>mañana.</b></p> <p>_____</p> <p>_____</p>   | <p><b>¡Nos<br/>vemos!</b></p> <p>_____</p> <p>_____</p> | <p><b>uno</b></p> <p>_____</p>                           |

© Pearson Education, Inc. All rights reserved.



**Para empezar**

**dos**

\_\_\_\_\_

**tres**

\_\_\_\_\_

**cuatro**

\_\_\_\_\_

**cinco**

\_\_\_\_\_

**seis**

\_\_\_\_\_

**siete**

\_\_\_\_\_

**ocho**

\_\_\_\_\_

**nueve**

\_\_\_\_\_

**diez**

\_\_\_\_\_



Realidades **1**

Nombre \_\_\_\_\_

Hora \_\_\_\_\_

**Para empezar**

Fecha \_\_\_\_\_

Vocabulary Flash Cards, Sheet 5

¿Qué hora es?

\_\_\_\_\_  
\_\_\_\_\_  
\_\_\_\_\_



Es \_\_\_\_\_  
\_\_\_\_\_.



Son \_\_\_\_\_  
\_\_\_\_\_.



Son \_\_\_\_\_  
\_\_\_\_\_.



Son \_\_\_\_\_  
\_\_\_\_\_.



Son \_\_\_\_\_  
\_\_\_\_\_.



Son \_\_\_\_\_  
\_\_\_\_\_.




Son \_\_\_\_\_  
\_\_\_\_\_  
\_\_\_\_\_.

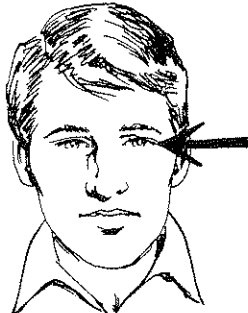


Son \_\_\_\_\_  
\_\_\_\_\_  
\_\_\_\_\_.


Para empezar



\_\_\_\_\_  
\_\_\_\_\_




\_\_\_\_\_  
\_\_\_\_\_




\_\_\_\_\_  
\_\_\_\_\_




\_\_\_\_\_  
\_\_\_\_\_




\_\_\_\_\_  
\_\_\_\_\_




\_\_\_\_\_  
\_\_\_\_\_



\_\_\_\_\_  
\_\_\_\_\_



\_\_\_\_\_  
\_\_\_\_\_



\_\_\_\_\_  
\_\_\_\_\_



**Para empezar**

Tear out this page. Write the English words on the lines. Fold the paper along the dotted line to see the correct answers so you can check your work.

**En la escuela**

Buenos días. \_\_\_\_\_

Buenas noches. \_\_\_\_\_

Buenas tardes. \_\_\_\_\_

¡Hola! \_\_\_\_\_

¿Cómo te llamas? \_\_\_\_\_

Me llamo... \_\_\_\_\_

Encantado,  
Encantada. \_\_\_\_\_

Igualmente. \_\_\_\_\_

Mucho gusto. \_\_\_\_\_

señor, Sr. \_\_\_\_\_

señora, Sra. \_\_\_\_\_

señorita, Srta. \_\_\_\_\_

¡Adiós! \_\_\_\_\_

Hasta luego. \_\_\_\_\_

Hasta mañana. \_\_\_\_\_

¡Nos vemos! \_\_\_\_\_

Fold In  
↓



**Para empezar**

Tear out this page. Write the Spanish words on the lines. Fold the paper along the dotted line to see the correct answers so you can check your work.

Good morning. \_\_\_\_\_

Good evening. \_\_\_\_\_

Good afternoon. \_\_\_\_\_

Hello! \_\_\_\_\_

What is your name? \_\_\_\_\_

My name is . . . \_\_\_\_\_

Delighted. \_\_\_\_\_

Likewise. \_\_\_\_\_

Pleased to meet you. \_\_\_\_\_

sir, Mr. \_\_\_\_\_

madam, Mrs. \_\_\_\_\_

miss, Miss \_\_\_\_\_

Good-bye! \_\_\_\_\_

See you later. \_\_\_\_\_

See you tomorrow. \_\_\_\_\_

See you! \_\_\_\_\_

Fold In  
↓





### Vowel sounds

- Like English, Spanish has five basic vowels, **a**, **e**, **i**, **o**, and **u**. But unlike English, each Spanish vowel sounds nearly the same in every word, which will help you figure out how to pronounce any Spanish word you see.

**A.** The letter **a** is pronounced "ah," as in the English word "father." Write three Spanish words related to *body parts (el cuerpo)* that contain the letter **a**. Say each word as you write it, paying special attention to the **a**.

\_\_\_\_\_

**B.** The letter **e** is pronounced "ay," as in the English word "pay." Write three Spanish *numbers under ten* that contain the letter **e**. Say each word as you write it, paying special attention to the **e**.

\_\_\_\_\_

**C.** The letter **i** is pronounced "ee," as in the English word "see." Write two Spanish words used in *greetings* that contain the letter **i**. Say each word as you write it, paying special attention to the **i**.

\_\_\_\_\_

**D.** The letter **o** is pronounced "oh," as in the English word "go." Write three Spanish *numbers over ten* that contain the letter **o**. Say each word as you write it, paying special attention to the **o**.

\_\_\_\_\_

**E.** The letter **u** is pronounced "oo," as in the English word "zoo." Write three Spanish words that you've learned so far that contain the letter **u**. Say each word as you write it, paying special attention to the **u**.

\_\_\_\_\_



### The letter c

- The letter **c** has two different sounds in Spanish. When it is followed by **a, o, u,** or any consonant other than **h,** it is a “hard **c**” and is pronounced like the **c** in “cat.” Say these words with a hard **c**:

cómo      cómodo      cómo      cómo      cómo      cómo      cómo      cómo      cómo      cómo

- When the letter **c** is followed by **e** or **i,** it is a “soft **c**” and is pronounced like the **s** in “Sally.” Say these words with a soft **c**:

doce      gracias      silcio

**A.** Write out the numbers below (which all contain at least one letter **c**) in Spanish on the blanks provided.


- 4 \_\_\_\_\_
- 0 \_\_\_\_\_
- 13 \_\_\_\_\_
- 100 \_\_\_\_\_
- 11 \_\_\_\_\_
- 5 \_\_\_\_\_
- 16 \_\_\_\_\_
- 14 \_\_\_\_\_
- 55 \_\_\_\_\_
- 48 \_\_\_\_\_

**B.** Now, say aloud each of the words you wrote, paying special attention to the letter **c**. Go back to the answers you gave in **part A** and underline each hard **c** (as in **cat**). Circle each soft **c** (as in **Sally**). **Ojo:** Some words contain more than one **c**.




**Para empezar**


Write the Spanish vocabulary word below each picture. If there is a word or phrase, copy it in the space provided. Be sure to include the article for each noun.



\_\_\_\_\_  
\_\_\_\_\_



\_\_\_\_\_  
\_\_\_\_\_




\_\_\_\_\_  
\_\_\_\_\_




\_\_\_\_\_



\_\_\_\_\_  
\_\_\_\_\_




\_\_\_\_\_  
\_\_\_\_\_



\_\_\_\_\_  
\_\_\_\_\_



\_\_\_\_\_  
\_\_\_\_\_



\_\_\_\_\_  
\_\_\_\_\_



\_\_\_\_\_  
\_\_\_\_\_



\_\_\_\_\_  
\_\_\_\_\_

la sala  
de clases

\_\_\_\_\_  
\_\_\_\_\_

el  
año

\_\_\_\_\_  
\_\_\_\_\_

el  
día

\_\_\_\_\_  
\_\_\_\_\_

el  
mes

\_\_\_\_\_  
\_\_\_\_\_

la  
semana

\_\_\_\_\_  
\_\_\_\_\_

¿Qué día  
es hoy?

\_\_\_\_\_  
\_\_\_\_\_  
\_\_\_\_\_

¿Cuál es  
la fecha?

\_\_\_\_\_  
\_\_\_\_\_  
\_\_\_\_\_



**Para empezar**

**Es el primero de enero.**

\_\_\_\_\_

**Es el tres de marzo.**

\_\_\_\_\_

**Es el cinco de mayo.**

\_\_\_\_\_

**Es el catorce de febrero.**

\_\_\_\_\_

**Es el once de septiembre.**

\_\_\_\_\_

**Es el veinticinco de diciembre.**

\_\_\_\_\_

**mañana**

\_\_\_\_\_

**hoy**

\_\_\_\_\_

**en**

\_\_\_\_\_



**Para empezar**

|   |  |   |
|---|--|---|
| <p><b>¿Cuántos?,<br/>¿Cuántas?</b></p> <p>_____ ,<br/>_____</p> | <p><b>hay</b></p> <p>_____</p>   | <p><b>por<br/>favor</b></p> <p>_____</p>                      |
| <p><b>¿Cómo se<br/>dice...?</b></p> <p>_____<br/>_____</p>      | <p><b>Se<br/>dice...</b></p> <p>_____<br/>_____</p>                          | <p><b>¿Cómo se<br/>escribe...?</b></p> <p>_____<br/>_____</p> |
| <p><b>Se<br/>escribe...</b></p> <p>_____<br/>_____</p>          | <p><b>¿Qué<br/>quiere<br/>decir...?</b></p> <p>_____<br/>_____<br/>_____</p> | <p><b>Quiere<br/>decir...</b></p> <p>_____<br/>_____</p>      |



Tear out this page. Write the English words on the lines. Fold the paper along the dotted line to see the correct answers so you can check your work.

**En la clase**

el bolígrafo \_\_\_\_\_

la carpeta \_\_\_\_\_

el cuaderno \_\_\_\_\_

el estudiante,  
la estudiante \_\_\_\_\_

la hoja de papel \_\_\_\_\_

el lápiz \_\_\_\_\_

el libro \_\_\_\_\_

el profesor,  
la profesora \_\_\_\_\_

el pupitre \_\_\_\_\_

la sala de clases \_\_\_\_\_

el año \_\_\_\_\_

el día \_\_\_\_\_

el mes \_\_\_\_\_

la semana \_\_\_\_\_

hoy \_\_\_\_\_

mañana \_\_\_\_\_

Fold In  
↓



Tear out this page. Write the Spanish words on the lines. Fold the paper along the dotted line to see the correct answers so you can check your work.

pen \_\_\_\_\_

folder \_\_\_\_\_

notebook \_\_\_\_\_

student \_\_\_\_\_

sheet of paper \_\_\_\_\_

pencil \_\_\_\_\_

book \_\_\_\_\_

teacher \_\_\_\_\_

(student) desk \_\_\_\_\_

classroom \_\_\_\_\_

year \_\_\_\_\_

day \_\_\_\_\_

month \_\_\_\_\_

week \_\_\_\_\_

today \_\_\_\_\_

tomorrow \_\_\_\_\_

Fold In ↓





### More c sounds

- In Activity P-2 you learned that the letter **c** has two different sounds in Spanish: “hard **c**” and “soft **c**.” The “hard **c**” sound is also created by the letter groups **que** and **qui**. **Que** is always pronounced like the English “kay” and **qui** is always pronounced like the English word “key.” Say these words:

quince      que      quiere

**A.** Remember that the hard **c** is sometimes spelled with a **c** and sometimes with a **q**. Underline the words in each group below with a hard **c** (“cat”) sound. Say each word aloud as you read it.

1. clase / García / doce
2. trece / cien / carpeta
3. equis / cierran / dieciséis
4. gracias / saquen / Cecilia
5. cero / silencio / catorce
6. once / cuaderno / diciembre

**B.** Circle the words in each group with a soft **c** (“Sally”) sound. Say each word aloud as you read it.

1. Ricardo / cuarto / atención
2. diciembre / cómo / octubre
3. carpeta / cuaderno / Alicia
4. qué / quiere / decir
5. cien / Cristina / cuántos
6. saquen / cierran / capítulo



### The *h* sound

- In Spanish, some letters have different pronunciations than they do in English. For example, the letter *j* is pronounced like the letter *h* in the English word “hat,” but even more strongly and in the back of the throat. The letter *g*, when followed by *e* or *i*, also has the same “h” sound. However, the Spanish letter *h* is always silent! Say these words aloud:

Jorge    jueves    hay    hasta    hoja

**A.** Circle all of the words below with a *pronounced “h”* sound. Don’t be fooled by the silent letter *h*! Say each word aloud as you read it.

|                 |           |         |
|-----------------|-----------|---------|
| julio           | hoy       | hasta   |
| <del>hoja</del> | Jorge     | Juan    |
| junio           | Guillermo | hora    |
| José            | página    | hay     |
| juego           | ¡Hola!    | Eugenia |

**B.** Now, go back to the words in **part A** and draw a diagonal line through every silent *h*. The first one has been done for you. Did you notice that **hoja** has both a silent *h* and a *j* that has a *pronounced “h”* sound?



Realidades **1**



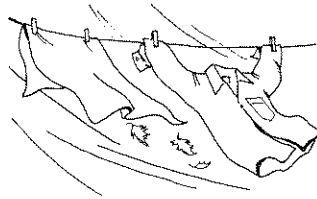


Nombre \_\_\_\_\_

Hora \_\_\_\_\_

**Para empezar**

Fecha \_\_\_\_\_


Vocabulary Flash Cards, Sheet 1



© Pearson Education, Inc. All rights reserved.



**Para empezar**

|   |   |  |
|---|---|--|
| <br><br>_____<br>_____ | <p><b>la<br/>estación</b></p><br><br>_____<br>_____ | <p><b>¿Qué<br/>tiempo<br/>hace?</b></p><br><br>_____<br>_____<br>_____ |
| <br><br>_____<br>_____  | <br><br>_____<br>_____                              | <br><br>_____<br>_____   |
| <br><br>_____<br>_____  | <br><br>_____<br>_____                              | <br><br>_____<br>_____   |



**Para empezar**

Tear out this page. Write the English words on the lines. Fold the paper along the dotted line to see the correct answers so you can check your work.

**El tiempo**

Hace calor. \_\_\_\_\_

Hace frío. \_\_\_\_\_

Hace sol. \_\_\_\_\_

Hace viento. \_\_\_\_\_

Llueve. \_\_\_\_\_

Nieva. \_\_\_\_\_

la estación \_\_\_\_\_

el invierno \_\_\_\_\_

el otoño \_\_\_\_\_

la primavera \_\_\_\_\_

el verano \_\_\_\_\_

Fold In ↓



**Para empezar**

Tear out this page. Write the Spanish words on the lines. Fold the paper along the dotted line to see the correct answers so you can check your work.

It's hot. \_\_\_\_\_

It's cold. \_\_\_\_\_

It's sunny. \_\_\_\_\_

It's windy. \_\_\_\_\_

It's raining. \_\_\_\_\_

It's snowing. \_\_\_\_\_

season \_\_\_\_\_

winter \_\_\_\_\_

fall, autumn \_\_\_\_\_

spring \_\_\_\_\_

summer \_\_\_\_\_

Fold In  
↓

To hear a complete list of the vocabulary for this chapter, go to Disc 1, Track 1 on the Guided Practice Audio CD, or go to [www.phschool.com](http://www.phschool.com) and type in the Web Code jcd-0099. Then click on **Repaso del capítulo**.


## Special letters

- When studying the alphabet, you will notice a few letters that you may not have seen before. In addition to the letters we have in English, Spanish also has **ll**, **ñ**, and **rr**.
  - a) **ll** is pronounced like a “y” in English, as in the word “yellow.”
  - b) **ñ** is pronounced like the combination “ny,” as in the English word “canyon.”
  - c) **rr** is a “rolled” sound in Spanish. It is made by letting your tongue vibrate against the roof of your mouth, and sounds a bit like a cat purring or a child imitating the sound of a helicopter.

Look at the pictures below and fill in the blanks in the words or phrases with either the letter **ll**, **ñ**, or **rr**. Be sure to say each word aloud as you write it, practicing the sounds of the new letters.



1. Es la se\_\_\_\_\_ora Guité\_\_\_\_\_ez.



4. \_\_\_\_\_ueve en la primavera.



2. Me \_\_\_\_\_amo Gui\_\_\_\_\_ermo.



5. Hace viento en el oto\_\_\_\_\_o.

3. Es el libro de espa\_\_\_\_\_ol.

## The letters *b* and *v*

- In Spanish, the letters **b** and **v** are both pronounced with a “b” sound, like in the English word “boy.” This makes pronunciation simple, but can make spelling more challenging! Say the following words:

Buenos días. ¡Nos vemos! brazo veinte bolígrafo verano

The phrases below all contain either **b** or **v**. Pronounce both with a “b” sound, and write the correct letter in the blanks in each conversation.

- Hola, profesor.  
—\_\_\_\_uenos días, estudiantes.
- ¿Qué tiempo hace en el otoño?  
—Hace \_\_\_\_iento.
- En fe\_\_\_\_rero hace mucho frío.  
—Sí, hace frío en el in\_\_\_\_ierno.
- ¿Qué tiempo hace en la prima\_\_\_\_era?  
—Llue\_\_\_\_e pero hace calor.
- ¿Qué día es hoy?  
—Hoy es el \_\_\_\_einte de no\_\_\_\_iembre.
- Le\_\_\_\_ántense, por fa\_\_\_\_or.  
—Sí, profesora.
- ¿Cómo estás?  
—\_\_\_\_ien, pero me duele el \_\_\_\_razo.