



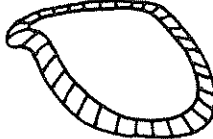

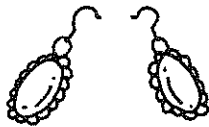



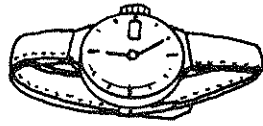


Capítulo 7B

Write the Spanish vocabulary word below each picture. If there is a word or phrase, copy it in the space provided. Be sure to include the article for each noun.


| | | |
|---|--|---|
|  _____ _____ |  _____ _____ |  _____ _____ |
|  _____ _____ |  _____ _____ |  _____ _____ |
|  _____ _____ |  _____ _____ |  _____ _____ |




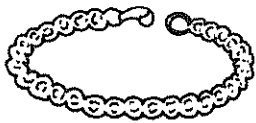


en la
Red










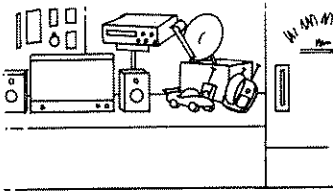






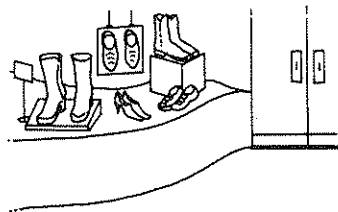
**el
novio**

**caro,
cara**



**la
novia**

mirar



**barato,
barata**


**pagar
(por)**



Capítulo 7B

| | | |
|--|---|---|
| <p>vender</p> <p>_____</p> | <p>ayer</p> <p>_____</p> | <p>hace + time expression</p> <p>_____</p> <p>_____</p> <p>_____</p> |
| <p>anoche</p> <p>_____</p> | <p>la semana pasada</p> <p>_____</p> <p>_____</p> | <p>_____</p> <p>_____</p> |
| <p>el año pasado</p> <p>_____</p> <p>_____</p> | <p>¡Uf!</p> <p>_____</p> | <p>_____</p> <p>_____</p> |

© Pearson Education, Inc. All rights reserved.



Capítulo 7B

Tear out this page. Write the English words on the lines. Fold the paper along the dotted line to see the correct answers so you can check your work.

el almacén _____

en la Red _____

la joyería _____

la librería _____

la tienda de
descuentos _____

la tienda de
electrodomésticos _____

la zapatería _____

el anillo _____

los anteojos de sol _____

los aretes _____

el bolso _____

la cadena _____

la cartera _____


el collar _____

la corbata _____

los guantes _____

el llavero _____

Fold In
↓



Capítulo 7B

Tear out this page. Write the Spanish words on the lines. Fold the paper along the dotted line to see the correct answers so you can check your work.

department store _____

online _____

jewelry store _____

bookstore _____

discount store _____

household appliance store _____

shoe store _____

ring _____

sunglasses _____

earrings _____

purse _____

chain _____

wallet _____


necklace _____

tie _____

gloves _____

key chain _____

Fold In ↓



Capítulo 7B

Tear out this page. Write the English words on the lines. Fold the paper along the dotted line to see the correct answers so you can check your work.

el perfume _____

la pulsera _____

el reloj pulsera _____

el software _____

el novio _____

la novia _____

barato,
barata _____


caro, cara _____

mirar _____

pagar (por) _____

vender _____

Fold In
↓



Capítulo 7B

Tear out this page. Write the Spanish words on the lines. Fold the paper along the dotted line to see the correct answers so you can check your work.

perfume _____

bracelet _____

watch _____

software _____

boyfriend _____

girlfriend _____

inexpensive,
cheap _____

expensive _____

to look (at) _____

to pay (for) _____

to sell _____

Fold In ↓

To hear a complete list of the vocabulary for this chapter, go to Disc 2, Track 6 on the Guided Practice Audio CD, or go to www.phschool.com and type in the Web Code jcd-0799. Then click on **Repaso del capítulo**.



The preterite of *-ar* verbs (p. 354)

- The preterite is a Spanish past tense that is used to talk about actions that were completed in the past: *I went to the store. I bought a jacket.*
- To form the preterite of *-ar* verbs, you take the stem of the verb (the same stem you used to form the present tense) and add the following endings:

hablar → habl- + endings

| | | | |
|---------------|-----------------|---------------------|-------------------|
| yo | hablé | nosotros/nosotras | hablamos |
| tú | hablaste | vosotros/vosotras | hablasteis |
| usted/él/ella | habló | ustedes/ellos/ellas | hablaron |

- Notice the accents on the **yo** and **usted/él/ella** forms: **hablé**, **habló**.

A. Underline the preterite verb forms in the following conversations. ¡Ojo! Not all the verb forms are preterite forms.

- ELENA: ¿Hablaste con Enrique ayer?
ANA: Sí, hablamos por teléfono anoche. Él trabajó ayer.
ELENA: ¿Ah, sí? ¿Dónde trabaja?
ANA: Trabaja en un restaurante. Ayer lavó muchos platos y limpió las mesas.
- MARCOS: ¿Estudiaste para el examen?
TOMÁS: Sí, estudié mucho, pero estoy nervioso.
MARCOS: Yo también. Pasé dos horas en la biblioteca.
TOMÁS: Yo estudié en casa y usé la computadora.

B. Now, fill in the conversations from **part A** with the missing preterite forms.

- ELENA: ¿_____ con Enrique ayer?
ANA: Sí, _____ por teléfono anoche. Él _____ ayer.
ELENA: ¿Ah, sí? ¿Dónde trabaja?
ANA: Trabaja en un restaurante. Ayer _____ muchos platos y _____ las mesas.
- MARCOS: ¿_____ para el examen?
TOMÁS: Sí, _____ mucho, pero estoy nervioso.
MARCOS: Yo también. _____ dos horas en la biblioteca.
TOMÁS: Yo _____ en casa y _____ la computadora.

The preterite of -ar verbs (continued)

C. Circle the correct preterite form to complete each sentence.

1. Yo (caminó / caminé) por dos horas ayer.
2. Ellos (hablaste / hablaron) por teléfono anoche.
3. Nosotros (cocinamos / cocinaron) la cena.
4. Tú (cantaron / cantaste) en la ópera.
5. Ella (escuchó / escucharon) música en su dormitorio.
6. Ustedes (levantaron / levantamos) pesas en el gimnasio.

D. Write the missing preterite forms in the chart.

| | cantar | bailar | escuchar | lavar | nadar |
|-------------------|--------|----------|----------|---------|---------|
| yo | canté | | | | |
| tú | | bailaste | | | |
| Ud./él/ella | | | escuchó | | |
| nosotros/nosotras | | | | lavamos | |
| Uds./ellos/ellas | | | | | nadaron |

E. Write the correct preterite form of the verb indicated next to each subject pronoun. Follow the model.


Modelo tú (bailar) bailaste

- | | |
|------------------------|-----------------------------|
| 1. yo (cantar) _____ | 5. nosotros (dibujar) _____ |
| 2. ella (nadar) _____ | 6. ellos (pasar) _____ |
| 3. Ud. (esquiar) _____ | 7. tú (hablar) _____ |
| 4. ellos (lavar) _____ | 8. yo (limpiar) _____ |

F. Use verbs from the list to say what you and your friends did last night.

estudiar trabajar hablar por teléfono bailar cantar cocinar
 escuchar música esquiar lavar la ropa levantar pesas limpiar el baño

1. Anoche yo _____.
2. Yo no _____.
3. Anoche mis amigos _____.
4. Nosotros no _____.



The preterite of verbs ending in *-car* and *-gar* (p. 356)

- Verbs that end in *-car* and *-gar* use the same preterite endings as regular *-ar* verbs, except in the *yo* form.
- Here are the preterite forms of **buscar** (*to look for*) and **pagar** (*to pay*).

c → qu

| | | | |
|---------------|-----------------|---------------------|-------------------|
| yo | busqué | nosotros/nosotras | buscamos |
| tú | buscaste | vosotros/vosotras | buscasteis |
| usted/él/ella | buscó | ustedes/ellos/ellas | buscaron |

g → gu

| | | | |
|---------------|----------------|---------------------|------------------|
| yo | pagué | nosotros/nosotras | pagamos |
| tú | pagaste | vosotros/vosotras | pagasteis |
| usted/él/ella | pagó | ustedes/ellos/ellas | pagaron |

- Other verbs you know follow this pattern. **Jugar** is like **pagar** (g → gu). **Practicar**, **sacar**, and **tocar** are like **buscar** (c → qu).

A. Fill in the missing *yo* forms in the chart.

| | buscar | pagar | jugar | practicar | sacar | tocar |
|-------------------|----------|---------|---------|-------------|---------|---------|
| yo | | | | | | |
| tú | buscaste | pagaste | jugaste | practicaste | sacaste | tocaste |
| Ud./él/ella | buscó | pagó | jugó | practicó | sacó | tocó |
| nosotros/nosotras | buscamos | pagamos | jugamos | practicamos | sacamos | tocamos |
| Uds./ellos/ellas | buscaron | pagaron | jugaron | practicaron | sacaron | tocaron |

B. Write the correct forms of the verb indicated next to each subject pronoun. Follow the model.

Modelo (pagar): tú pagaste

- (pagar): ellos _____
- (pagar): yo _____
- (pagar): él _____
- (jugar): tú y yo _____
- (jugar): yo _____
- (jugar): Uds. _____
- (buscar): ellos _____
- (buscar): yo _____
- (practicar): yo _____
- (practicar): tú _____
- (sacar): Ud. _____
- (sacar): yo _____
- (tocar): yo _____
- (tocar): tú y yo _____

Direct object pronouns (p. 360)

- A direct object tells who or what receives the action of the verb:

Busco una cadena. *I am looking for a chain.*

- In the sentence above, **cadena** is the direct object noun.
- You can use a direct object pronoun to replace a direct object noun.
- The direct object pronoun must match the noun it replaces in both gender and number:

Compré un suéter. → **Lo** compré. (*masculine, singular*)

Compré una falda. → **La** compré. (*feminine singular*)

Compré unos aretes. → **Los** compré. (*masculine plural*)

Compré unas pulseras. → **Las** compré. (*feminine plural*)

- The direct object comes *before* a verb in the present tense or the preterite tense.
Lo tengo aquí. (*I have it here.*)
Lo compré anoche. (*I bought it last night.*)

A. Underline the direct object noun in each sentence.

- | | |
|--------------------------------------|---------------------------|
| 1. Busco unos guantes nuevos. | 5. Compramos un collar. |
| 2. La dependienta vendió el perfume. | 6. Miramos unas corbatas. |
| 3. Compré dos llaveros. | 7. Buscaron una cadena. |
| 4. Llevamos nuestras carteras. | 8. Preparé el almuerzo. |

B. Write each noun you circled in **part A** on the following lines. Write **M** or **F** next to the noun, depending on whether it is masculine or feminine. Then write **S** or **P** next to that, depending on whether the noun is singular or plural. Follow the model.

Modelo guantes M, P


- | | |
|----------|----------|
| 1. _____ | 5. _____ |
| 2. _____ | 6. _____ |
| 3. _____ | 7. _____ |
| 4. _____ | |

C. Now, write the correct direct object pronoun to replace each noun you wrote in **part B**. Follow the model.

Modelo guantes, M, P: Los busqué.

- | | |
|---------------------|--------------------|
| 1. _____ vendió. | 5. _____ miramos. |
| 2. _____ compré. | 6. _____ buscaron. |
| 3. _____ llevamos. | 7. _____ preparé. |
| 4. _____ compramos. | |

© Pearson Education, Inc. All rights reserved.



Lectura: ¡De compras! (pp. 364–365)

A. The reading in your textbook is about shopping in Hispanic communities of four different U.S. cities: New York, Miami, Los Angeles, and San Antonio. Use what you know about each area of the country and make a list of three items you would expect to find in Hispanic shopping centers in each city.

- | | |
|--|---|
| <p>1. New York</p> <p>a) _____</p> <p>b) _____</p> <p>c) _____</p> | <p>3. Los Angeles</p> <p>a) _____</p> <p>b) _____</p> <p>c) _____</p> |
| <p>2. Miami</p> <p>a) _____</p> <p>b) _____</p> <p>c) _____</p> | <p>4. San Antonio</p> <p>a) _____</p> <p>b) _____</p> <p>c) _____</p> |

B. Now, look at the descriptions from the reading in your textbook and decide which city is being described. Write the name of the city in the space provided. Each city will be used once.

- _____ Hay bodegas que venden productos típicos cubanos.
- _____ En las joyerías de la calle Olvera, venden joyas de plata: aretes, collares, anillos y mucho más.
- _____ En la calle 116, venden ropa, comida típica del Caribe, discos compactos, libros y mucho más.
- _____ Es esta ciudad bonita, hay tiendas de artesanías mexicanas que son fabulosas.

C. The narrator from the reading in your textbook buys things in each city. Some items may have been on your list in **part A**. Look at the things below that the narrator bought. Write the name of the city for each in the spaces provided.

- _____ una piñata
- _____ una camiseta con la bandera de Puerto Rico
- _____ pasta de guayaba
- _____ un sarape
- _____ una pulsera bonita
- _____ una blusa bordada

Presentación escrita (p. 367)

Task: Write a letter to a cousin or other relative about a gift you bought for a member of your family. Let the relative know what you bought so that he or she will not buy the same item.

1 Prewrite. Think of a birthday gift you bought for a family member's birthday. It could be current or in the past. Answer the following questions about the gift to help organize your thoughts. Use complete sentences when you answer.

1. ¿Para quién es el regalo? _____
2. ¿Qué compraste? _____
3. ¿Dónde compraste el regalo? _____
4. ¿Por qué compraste ese regalo? _____
5. ¿Cuánto pagaste por el regalo? _____

2 Draft. Use the form below to write a rough draft of your letter. Include all of the information you wrote in your answers in **part 1**. Look in your textbook for a model to help you.

Querido(a) _____:
(name of the relative you are writing to)

Compré _____ para _____.

Lo compré en _____.

Creo que _____.

Pagué _____.

Tu _____
(your relationship to the person)

(your name)

3 Revise. Read your letter again before you give it to a partner to review. Your teacher will check:

- how easy the letter is to understand
- how much information is included about the gift
- how appropriate the greeting and closing are
- the accuracy of the use of the preterite